

NEXT CLUB MEETING: June 25, 2014

Jerry Meislik, long time member of the AABS, will present his thoughts on "My Voyage in Bonsai", covering his progress in bonsai over the years with lessons about some crucial steps in his ability to grow and design bonsai. Jerry is honored with Life Time Membership in the AABS for his service to the bonsai world and the Ann Arbor Bonsai Society.



Jerry will lead a workshop on Thursday, June 26, at 6 PM. The workshop will take place at U-M MBG. Amur Maple developed by Kurt Smith for this workshop will be used. If you are interested in participating in this workshop contact Paul Kulesa at aabonsaisociety@gmail.com



IN THIS ISSUE

The May Meeting – Michael Feduccia	pg. 1
2014 Calendar & Regional Events	pg. 4
Club Information	pg. 5
Membership Information	pg. 5

MAY MEETING

**Michael Feduccia's Presentation
A Summary by P. Kulesa**

Michael Feduccia spoke with the members discussing essential element of bonsai design. The elements of a tree that have to be considered are the trunk, a character branch (referred to as sashi-eda), the apical area of the tree and a back branch. All of these elements should be considered simultaneously with each tree, the value of these elements is interconnected.

When evaluating the trunk there are several characteristics to consider.

- A person viewing the tree will often start at the base of the trunk, where it comes out of the soil. This area is known as the basal flair (root flair or root spread). Often, lowering the soil level at the base of the trunk can expose an impressive trunk flair.
- The trunk move upward from the soil sometimes perpendicular to the soil or at an angle in any direction related to the viewer.
- As the trunk moves upward, taper seen in the trunk diameter is appealing.
- Movement in the trunk is often viewed as more appealing than a straight trunk with no apparent taper.
- Preserved deadwood is a valuable feature with an attractive bonsai.

- A vein of live wood can pull the eye of the viewer up and around the tree and for this reason is appealing.
- Bark can be smooth, light colored, found with deep fissures, look like armor plating and is appreciated for the apparent age it can add to a bonsai. You should preserve and enhance the bark your tree has.

The second essential element of a great bonsai is a premier branch, which marks direction and movement of the tree. This is also known as sashi-eda, which can;

- Compliment trunk movement
- Determine the direction of flow of the tree
- Can be anywhere on the tree, it does not have to be the #1 branch.

The apical area of the tree is the top, the crown. A single branch can define the crown or it can be composed of several branches meeting near the top, forming a dense apex of the tree.

The back branch is critical for the overall design of the tree. It does add depth to the design, stops the eye from passing through the tree and serve a background for the trunk. Movement seen in this branch is interesting to the overall design of the tree.

When Working On The Tree

Michael suggested a sequential list of activities when preparing a recently acquired tree. You should begin with a cleaning of the tree.

- Remove debris from the container and canopy.
- Remove crotch clutter, vertical growth and weak or damaged growth.

Next, you should prepare the tree for wiring branches. You should clear a path for wire along the length of branches, while taking into account that maintaining the foliage mass is critical for the health of the tree. Wiring is divided into two broad categories, structural wiring and detail wiring. In each case you begin at the bottom and work your way to the top of the tree and from the trunk to the branch tips. Your wiring should be smooth and appear neat. Several element of wiring are listed below.

- Wiring along the length of a branch should exhibit a consistent angle of application, the space between loops should be consistent and there should be no gaps between the wire and the branch.
- When applying wire to a branch, use one length of wire of adequate diameter to hold the branch in the position you intend to place it.

- Structural wire should come to an end on the top of the branch to hold the branch down.
- Detail wiring should come to an end under the branch tip with the tip turned up.
- When applying wire to a branch, each piece of wire applied to side branches should be a smaller diameter as you move toward the tip of the branch. Use wire that is effective to hold the branch/side branch.
- Leave the wire on until it begins to cut into wood and then remove only the wire damaging the branch.

Bending Techniques


Related to wiring branches are safeguards and techniques to bend branches effectively while minimizing injury to the tree. Wire by itself can be effectively applies without damaging the branch/tree. On occasion you must take step to protect the branch/trunk when planning to use heavy wire or to perform dramatic bends. Raffia is a fiber obtained from the leaves of the raffia palm (via a craft supply store). It can be used for binding and compressing the bark to the branch/trunk, to minimize fractures and separation of cambium and wood. Tightly wrap branches with moistened raffia and secure the ends to preventing loosening. Wire is then applied over the raffia cushioning and protecting delicate features of the tree.



© 2014 Michael Field

A single guy wire can be applied to a branch to lower its profile. The guy wire is attached to the branch with cushioning, then secured to another fixed point, deadwood, wire, a spike driven into the soil mass, . . .

Michael went into some detail describing a way to apply an acute bend close to the trunk on a heavy branch. Choose a branch you want to lower. You can reduce the resistance to bending by shaving the underside of this branch close to the trunk, removing the bark and cambium and cutting into the wood. The length of this shaving should provide adequate branch length to allow bending the branch. Wrap this area with raffia, protecting the bark and cambium and preventing wood splitting. Cut several length of heavy copper wire to fit the length of the shaved branch. Wrap the copper reinforced branch with raffia and apply copper wire of suitable strength to hold a bend close to the trunk. A lever can be used to maximize a mechanical advantage to bending a heavy branch.



Michael completed his presentation with the idea emotion can be evoked in a viewer of bonsai. There are several emotions that are viewed in a tree, harmony, tension and dynamism. These emotions can be seen in all sections of the tree. Understanding these emotions stirred in a tree was left for another time.

FOR SALE OR WANTED

All members can offer for sale any bonsai and bonsai related materials in the newsletter or at the monthly meeting with no sales fee. AABS Society Members' ads are free to publish in the Newsletter. Deadline for submissions to the Newsletter is the 5th of the month.

If you have a tree, bonsai pot, tool or anything else bonsai related, that you do not use anymore and is still in good condition, consider donating it to the Society. Donated trees or other material will be raffled among the members during our monthly meetings.

NEW STUFF NOW AVAILABLE: we will embroider the club logo on your garment for \$10 (plus a modest up-charge for lined garments). The logo comes in two forms: light green tree on dark green background, or dark green tree on light green background, with a silver border, all plus AABS lettering an appropriate contrasting color depending upon the garment color. Bring your garment to a meeting, select your colors, pre-pay Bill Struhar, and your garment will be ready one or two meetings later. (The vendor requires a minimum of 5 garments per order)

CALENDAR OF EVENTS - 2014

June 25 - Monthly Meeting

Jerry Meislik returns to discuss the current state of Bonsai in the country.

June 26 – Workshop With Jerry Meislik

July 23 - Monthly Meeting

A Three Member Panel will offer advice and discuss design options for members who bring their bonsai to the meeting

August 22 - Annual Show Setup

August 23-24 - Annual Show

August 27 - Monthly Meeting

September 24 - Monthly Meeting

Our Annual Auction

October 22 – Monthly Meeting

Vance Hanna discusses Tool care and cutting-edge sharpening techniques

REGIONAL BONSAI EVENTS 2014

June 28-29, 2014 - Four Season Bonsai Show

Telly's Greenhouse, 3301 John R. Road, Troy, Michigan

August 15-17, 2014 - 37th Annual Mid-America Bonsai Exhibit

It is one of the biggest regional shows in the nation at the Chicago Botanic Garden.

August 23-24, 2014 – Ann Arbor Bonsai Society Annual Show

Held at Matthaei Botanical Gardens, Ann Arbor

September 13-14, 2014 - 4th US National Bonsai Exhibit

Held at the Fair Expo Center, Rochester, NY.

This exposition represents the most accomplished level of bonsai in America.

October 4–5, 2014 Fall Bonsai Show – Mid-Michigan Bonsai Club

Held at Van Atta Greenhouse, Lansing, Michigan

2014 EXECUTIVE BOARD

President Jay Sinclair

Immediate Past President Alfonso Tercero

VP/Program Planner Paul Kulesa

Recording Secretary Brian and Claudia Byrd

Corresponding Secretary Claudia and Brian Byrd

Treasurer Joan Wheeler

Librarian Fouzaan Zafar

Show Chair Kurt Smith

Publicity Chair Carlos Diaz

Director 2013-2014 Tom McCue

Director 2014-2015 Aaron Binns

AABS AD-HOC COMMITTEES

The AABS President is an ex-officio member of all committees with the exception of the Nomination Committee.

Fund Raising: William Struhar

Web Administration: Ray Domzalski & Don Wenzel

Nomination Committee: Cyril Grum

Show Committee: Ron Milostan, Michael Field and Paul Kulesa.

MEMBERSHIP ISSUES – CONTACT THE TREASURER

Joan Wheeler – Treasure AABS

34660 Fountain Blvd

Westland, Michigan 48185

734-338-2525

AABonsaiSociety@gmail.com

The annual dues are \$25. You may pay your dues, mailing a check to the treasurer or talking with Joan at the next meeting. Please pay by check.

The Ann Arbor Bonsai Society is affiliated with the American Bonsai Society: <http://absbonsai.org> and the Mid-American Bonsai Alliance: <http://mababonsai.org>




Ann Arbor Bonsai Society
 1800 North Dixboro Road, Ann Arbor, MI 48105-9741

Visit us on the Web:

<http://www.annarborbonsaisociety.org>


Support Local Bonsai Vendors

Hours: Wed., Thurs. & Fri.; 11:00 am to 6:00 pm Sat., 1:30pm to 5:00pm
 CLOSED: Sunday, Monday & Tuesday
 Please Call First



Bonsai House
 Bonsai Plant & Gift
 (734) 421-3434

8653 Inkster Road - Westland, Michigan 48185
 On Inkster Between Joy Road & Ann Arbor Trail



DOWNTOWN HOME & GARDEN
 210 S. Ashley 7:30 - 7 Mon.-Sat., 11-4 Sun. 662-8122

*** Full Service Florist ***
Flowers for every occasion

Kurtis & Lita Smith

Specializing in
 Bonsai Trees
 Water Gardens
 Handmade Silk Trees

8930 South Custer
 Monroe, MI 48161
(734) 269-2660
www.dundeeflowers.com

Bonsai at Telly's Greenhouse
Experience the Telly's Difference
 3301 John R.
 Troy, MI 48063-5656
 Phone: (248) 889-3725
 Fax: (248) 889-8731

**Bonsai Trees
 Pre-Bonsai
 Pottery
 Tools
 Soil
 Wire
 Instructional
 Classes
 & Much More!**

Show Club L.I.D. for 10% Discount

Call for Appointments, Show Schedules, and Appraisals, Special Orders



Ken's World of Bonsai
"If you want it, I can find it!"
 Trees, Pots, & Accessories From Around The World
 Buy • Sell • Trade

Demos & Workshops Available at Your Club, Home, Office, Party, Etc.
 E-mail: KensBonsaiWorld@aol.com

Tree & Collection Maintenance, Other Services Available
Ken Huth - 330-896-9800
 P.O. Box 51
 Green, OH 44232
 Qvgr For More info.